



BUCKINGHAMSHIRE
NEW UNIVERSITY

EST. 1891



YOUR JOINING INSTRUCTIONS



BUCKINGHAMSHIRE
NEW UNIVERSITY
EST. 1891



Welcome to Buckinghamshire New University!

We are looking forward to you joining our **BSc (Hons) Paramedic Science** course at our **Uxbridge Campus**.

At BNU we pride ourselves on the support we offer our students to succeed in their academic learning and creating graduates ready for employment. This information pack has been created by the BNU Welcome Team and your Course Leader, Will Broughton, to provide you with information that you will need for a successful start at BNU. Please read it carefully before you join us.

STARTING AT BNU

Your first day on campus will be Monday 8th January. Please refer to communications you have received from your course team for further information about your first week.

ENROLMENT

You need to enrol online with BNU before you join us. You will receive an email giving you all the information you need, so don't worry. More information can be found on our [website](#) and we have included a [handy checklist](#) to make sure you cover everything.

ID / Qualifications Check

You will be required to show proof of ID when you start with us. This can be:

- Current passport
- EU / EEA National Identity Card
- Birth / Adoption certificate

You will also require proof of your qualifications. Please make sure you have these documents available prior to joining us.

Photograph

You will need to email us a head and shoulders photograph of yourself before you start at BNU. This photo should be in a JPEG format and sent to students@bnu.ac.uk with the subject line "Student ID." Please include the following information in your email:

- Your student ID (if you know it)
- Your full name (include all forenames and surname)
- Your date of birth
- The name of the course you will be starting



ABOUT YOUR COURSE

We are so excited to be welcoming you to our Paramedic Science programme at BNU this year!

It will be a busy Term 1 and Term 2, as we will be preparing you to go out into clinical practice towards the end of Term 2. There will be lots of support available, which includes our Academic Skills and Critical Thinking module to give you the knowledge and skills to be successful at University.

We will be providing lots of resources on our Virtual Learning Environment (VLE) and in our libraries. There is nothing that you need to purchase in advance, as we will have everything you need for the first few weeks ready for when you arrive. There will be opportunities to purchase some core textbooks at discounted rates once you join us, so please don't worry about buying things just now. The University will be providing you with your student paramedic uniform, which you will use throughout the course when in our skills labs, doing simulations or on clinical placements.

YOUR TEACHING TIMETABLE

Your teaching timetable for your first semester will be available closer to your starting date via MyBNU.

IT SERVICES

When you receive your enrolment email it will include all the information you need to access the digital services at BNU, including setting up your IT account and accessing MyBNU to access all university systems and information. To find out more about the IT services available to you, visit our [web pages](#) and see our [quick start guide](#).

DISABILITY AND INCLUSION SERVICE

The Disability and Inclusion service can help you to get the most from your experience at university in an inclusive learning environment. We provide a range of services to support disabled students including:

- Screening for specific learning difficulties, mental health issues and autism
- Discussing reasonable adjustment recommendations for teaching and exams
- Help accessing external support funding such as the [Disabled Student's Allowances](#) (where eligible)

If you think that you have a disability and might need some support, please contact us to find out what help is available. You can use the links below to book an appointment:

- [Online appointments](#)
- [Appointments at our High Wycombe campus](#)
- [Appointments at our Uxbridge campus](#)
- [Appointments at our Aylesbury campus](#)

Alternatively, please contact the Disability and Inclusion service via inclusion@bnu.ac.uk with any questions.



BUCKINGHAMSHIRE
NEW UNIVERSITY
EST. 1891



YOUR STUDENTS' UNION

When you enrol at BNU you will automatically become a member of [Bucks Students' Union](#) and will have the opportunity to enrich your student experience by taking part in a diverse and exciting range of free activities, opportunities and events thanks to our unique [Big Deal](#) offer. Your Union will represent your views and support you every step of the way - explore our website at <https://www.bucksstudentsunion.org/> to find out more about what's on offer?

FOLLOW US!

Before you arrive to start your course at BNU, why not check out our social media feeds to see what we are doing. You can keep up with what is happening on [Twitter](#).

If you have any general questions before you start please contact welcome@bnu.ac.uk or for course specific questions please get in touch with Will Broughton via will.broughton@bnu.ac.uk and the Paramedic team inbox via paramedic@bnu.ac.uk.

We look forward to welcoming you soon!

The BNU Welcome Team

We will consider any request for accessible formats that may be required. Please send your request to welcome@bnu.ac.uk.

UXBRIDGE CAMPUS



BUCKINGHAMSHIRE
NEW UNIVERSITY
EST. 1891



106 Oxford Road
Uxbridge
Middlesex UB8 1NA

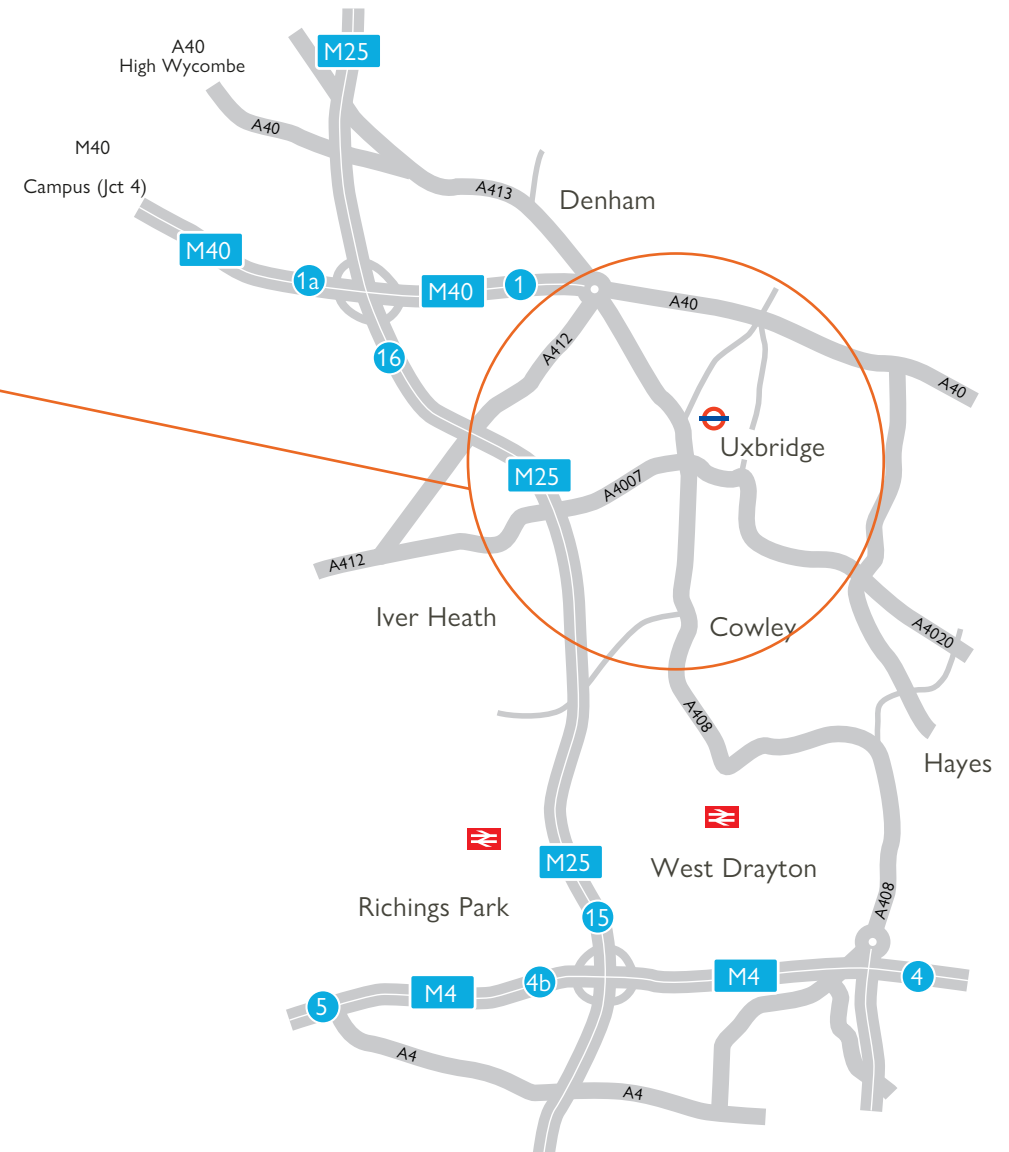
By tube

Metropolitan or Piccadilly Line to Uxbridge. The campus is approximately five minutes' walk, and quarter of a mile from the station.

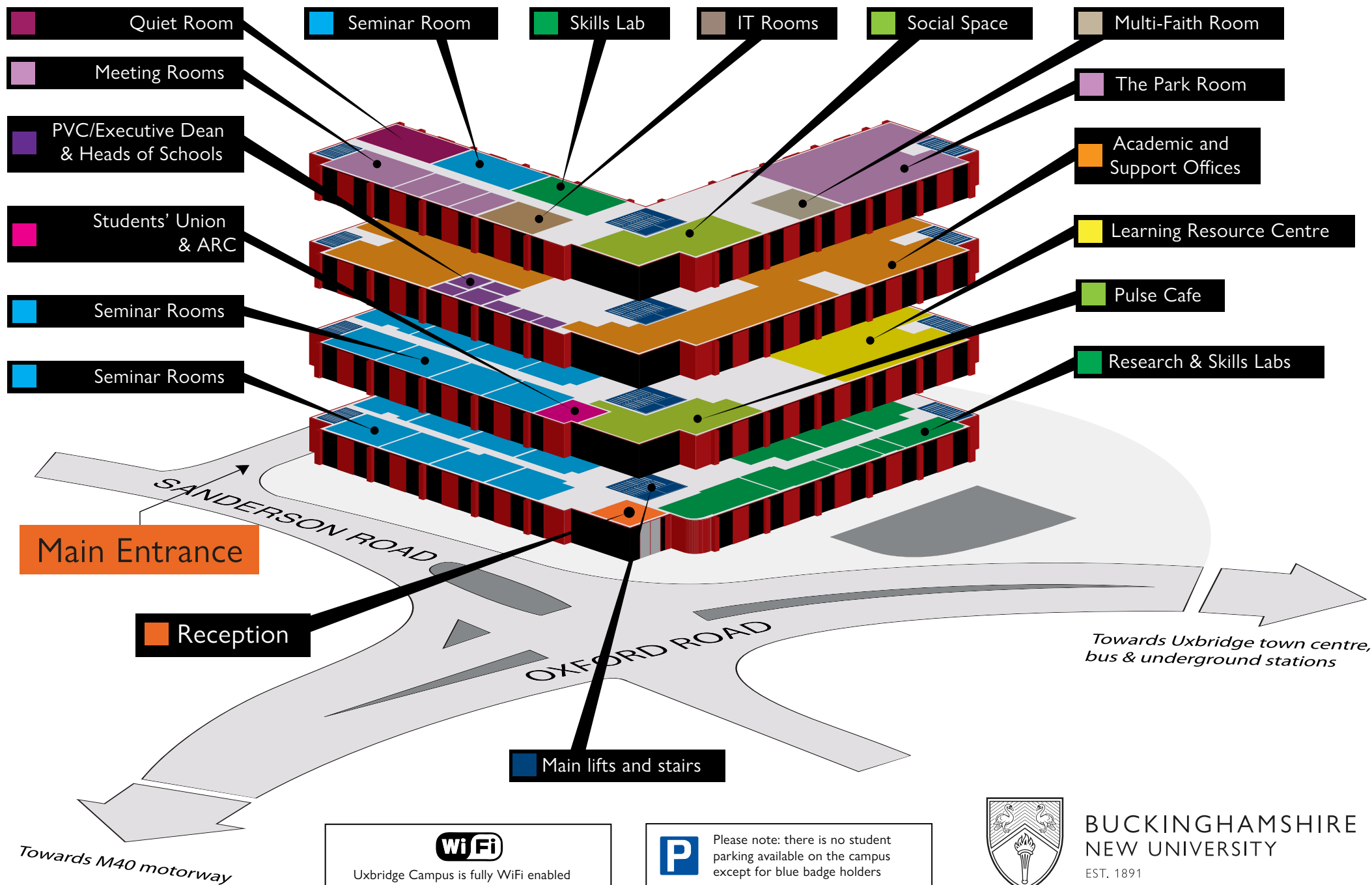
By bus

The campus is approximately five minutes' walk from the tube and bus station.

More information can be obtained from Traveline on 0871 200 2233



UXBRIDGE CAMPUS



HIGH WYCOMBE CAMPUS



BUCKINGHAMSHIRE
NEW UNIVERSITY
EST. 1891



Queen Alexandra Road
High Wycombe
Buckinghamshire HP11 2JZ

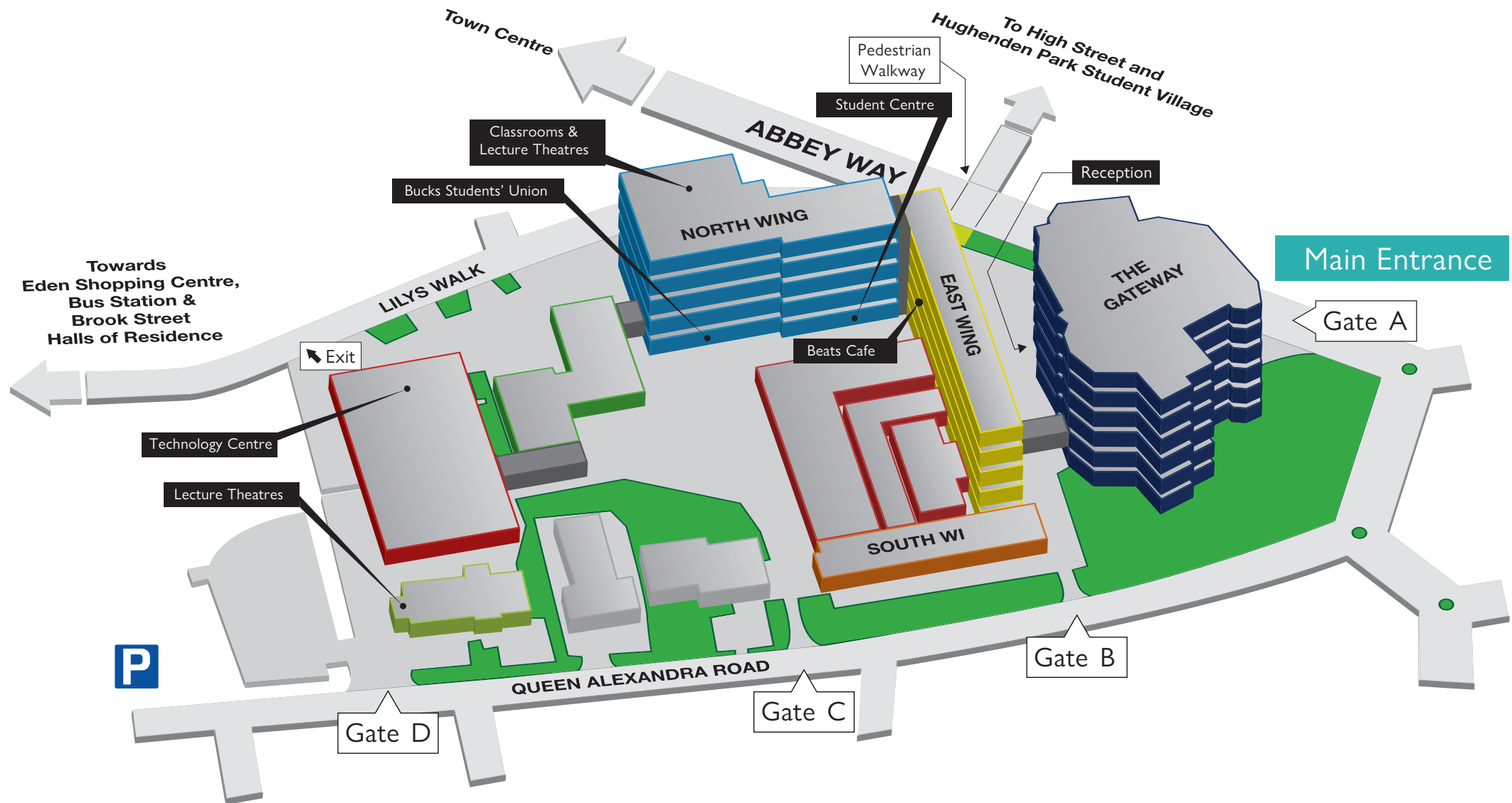
By rail
Chiltern Railways from Marylebone
to High Wycombe. The campus is
approximately a quarter of a mile
from the station.

By bus
The campus is a few minutes'
walk from the bus station.

More information can be obtained
from Traveline on 0871 200 2233



HIGH WYCOMBE CAMPUS





SUPERMARKETS

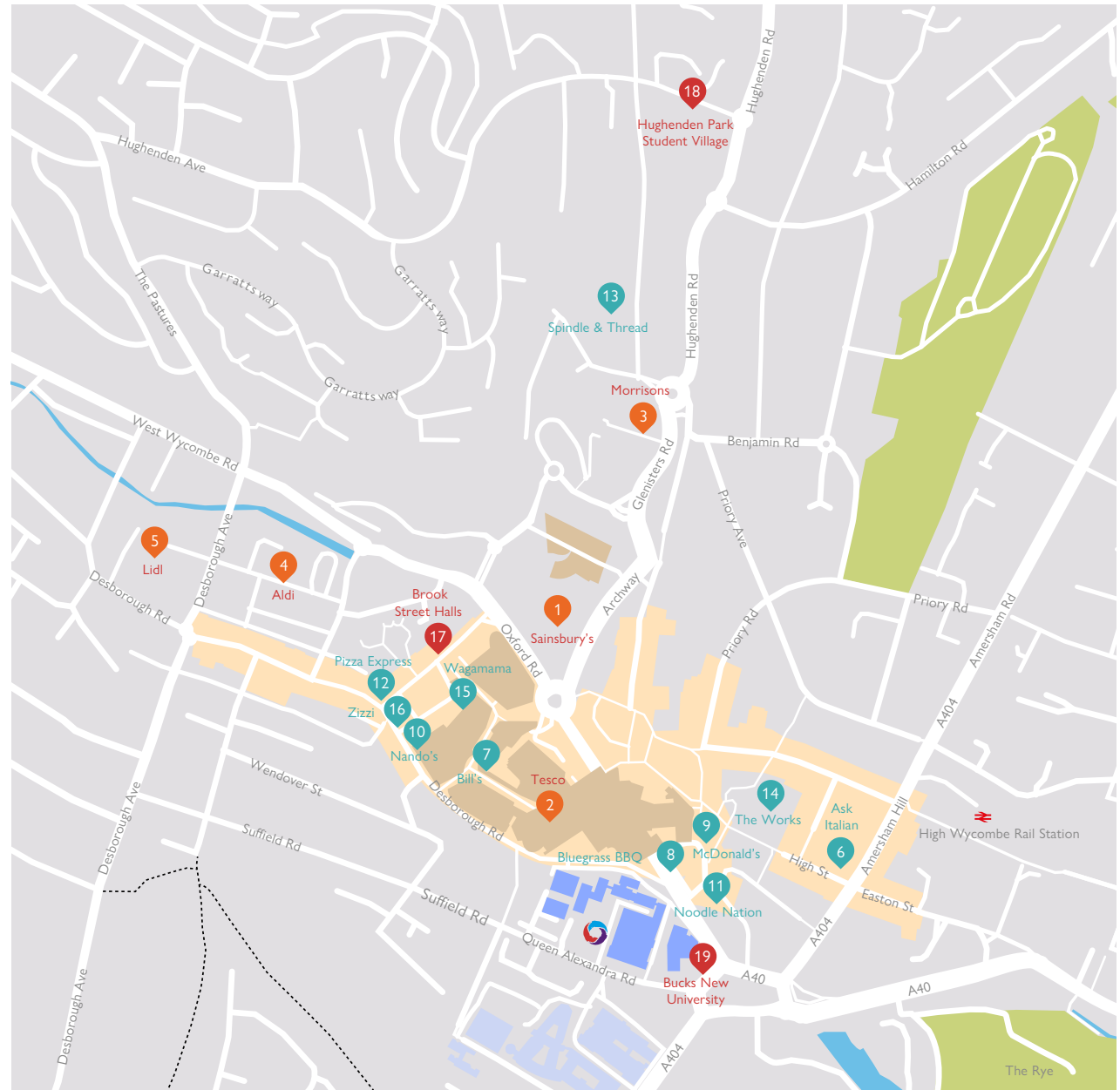
- 1 Sainsbury's Superstore
- 2 Tesco Superstore
- 3 Morrisons
- 4 Aldi
- 5 Lidl

RESTAURANTS

- 6 Ask Italian
- 7 Bill's
- 8 Bluegrass BBQ
- 9 McDonald's
- 10 Nando's
- 11 Noodle Nation
- 12 Pizza Express
- 13 Spindle & Thread
- 14 The Works
- 15 Wagamama
- 16 Zizzi

UNIVERSITY LOCATIONS

- 17 Brook Street Halls
- 18 Hughenden Park Student Village
- 19 Bucks New University Main Campus



AYLESBURY CAMPUS



BUCKINGHAMSHIRE
NEW UNIVERSITY
ST. 1891

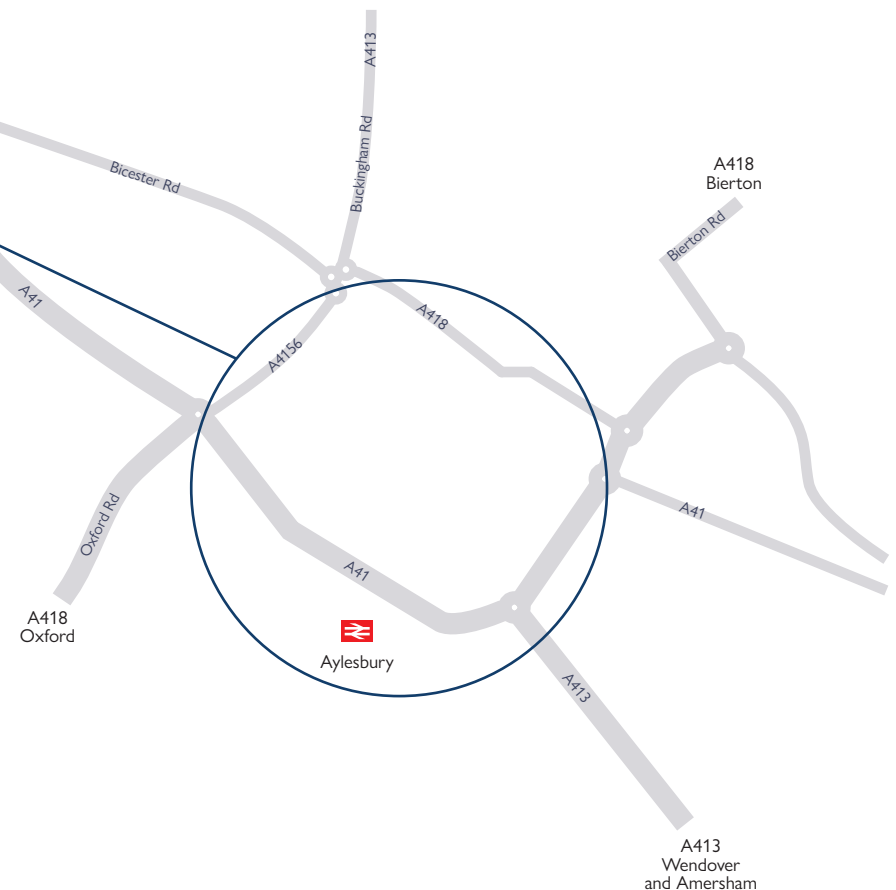


Aylesbury Campus
Walton Street
Aylesbury
Buckinghamshire HP21 7QG

By rail
Aylesbury Station is approximately 8 minute
walk via Great Western St and Walton St

By bus
The campus is a few minutes walk from
the bus station by walking via Market Square

More information can be obtained
from Traveline on 0871 200 2233



**High Wycombe Campus**

Queen Alexandra Road
High Wycombe
Buckinghamshire HP11 2JZ

Aylesbury Campus

Walton Street
Aylesbury
Buckinghamshire HP21 7QG

Uxbridge Campus

106 Oxford Road
Uxbridge
Middlesex UB8 1NA

**BNU based at
Pinewood Studios**

Pinewood Studios
Pinewood Road
Iver Heath
Buckinghamshire
SL0 0NH

Missenden Abbey

London Road
Great Missenden
Buckinghamshire
HP16 0BD

Telephone: 0330 123 2023
Fax: 01494 524 392
International: +44 1494 605 259
Email: advice@bnu.ac.uk



[BuckinghamshireNewUniversity](https://www.facebook.com/BuckinghamshireNewUniversity)



[@BNUni](https://twitter.com/BNUni)



[@_BNUNi](https://www.instagram.com/_BNUNi)



[_BNUNi](https://www.youtube.com/_BNUNi)