



BUCKINGHAMSHIRE
NEW UNIVERSITY

EST. 1891



YOUR JOINING INSTRUCTIONS



Welcome to Buckinghamshire New University!

We are looking forward to you joining our **BSc (Hons) Nursing (Mental Health) with NMC Registration** course in January.

At BNU we pride ourselves on the support we offer our students to succeed in their academic learning and on creating graduates ready for employment. This pack has been created by the BNU Welcome Team and your course leader, Geoffrey Amoateng, to provide you with information that you will need for a successful start at BNU. Please read it carefully before you join us.

Your Welcome Days will take place **Thursday 4th January, 12.30pm – 5pm** and **Friday 5th January, 9.30am – 4pm at our Uxbridge Campus**. You are expected to attend both days and we are currently putting together a detailed timetable of activities to prepare you for studying at BNU. In the meantime, as further plans are put into place regarding how you will join BNU and your Welcome activity, we will add details to the welcome area of our website. Please follow the [Welcome area](#) link to check the site regularly. This ensures you will have the most up-to-date information available.

On the **9th and 10th January** we will be running Academic Orientation Days online to further prepare you for your studies and you will be provided with further information about these nearer the time.

ABOUT YOUR COURSE

We are looking forward to welcoming you in January. The academic year runs from January to December, including various clinical practice placements and all teaching activities will take place at our Uxbridge campus.

The pre-registration nursing programme is an attendance-based course; in order to be eligible to be entered on to the Register of the Nursing and Midwifery Council (NMC) on successful completion, you must complete the minimum number of hours required of both theoretical and practice learning. This is a total of 4600 hours, comprising 2300 theory hours & 2300 practice hours. Attendance for theory is normally Monday through to Friday, from 9am through to 5pm, but may also extend to 6pm. Practice learning attendance times may vary to reflect the 24-hour, 7-day week nature of the Registered Nurse's work. You are likely to work a variety of shift patterns during your practice e.g. morning, evening, long days, nights and weekend shifts.

PERSONAL TUTOR

You will be assigned to a tutor group and will have a Personal Tutor to support you for the duration of your course. You will be informed of your tutor group and meet your Personal Tutor during induction week.



THEORY TEACHING

Teaching during academic terms takes the form of lectures, seminars and clinical skills sessions in the simulation laboratories.

The BSc (Hons) Nursing programme is full-time and students are required to attend campus weekly for lectures, seminars and skills sessions. This is usually twice a week with additional timetabled sessions on other days for assessments and mandatory sessions. On days not scheduled for attendance, students are expected to study independently for seminar activities. Please note this is a full -time course and students are expected to be available outside of their regular timetabled days and hours.

Core content material will be delivered via Blackboard, which is the University's virtual learning environment (VLE), in the form of short presentations, articles, video and other multi-media. The advantage of this form of delivery is that it can be accessed at any time you choose. Material will be available on Blackboard at the start of each module, giving you the opportunity to familiarise yourself with it in advance.

PRE-COURSE READING LIST

The University has a comprehensive library stocking a wide range of books that are relevant to nursing studies at Uxbridge. Wider reading on health-related topics and specialist nursing is also available at High Wycombe. Books can be ordered on-line from either library once you are enrolled onto the course.

In advance of your course, you will find it useful to read The Nursing Times and Nursing Standard for an overview of current issues being debated in nursing. Visiting your local library and reading the following books will give you an introduction to the core modules of the course. You are not required to purchase any books prior to joining the course. Details of pre course reading list can be found towards the end of this document.

ENROLMENT

You need to enrol online with BNU before you join us. You will receive an email giving you all the information you need, so don't worry. More information can be found on our [website](#) and we have included a [handy checklist](#) to make sure you cover everything.

ID / Qualifications Check

You will be required to show proof of ID when you start with us. This can be:

- Current passport
- EU / EEA National Identity Card
- Birth / Adoption certificate

You will also require proof of your qualifications. Please make sure you have these documents available prior to joining us.



Photograph

You will need to email us a head and shoulders photograph of yourself before you start at BNU. This photo should be in a JPEG format and sent to students@bnu.ac.uk with the subject line "Student ID." Please include the following information in your email:

- Your student ID (if you know it)
- Your full name (include all forenames and surname)
- Your date of birth
- The name of the course you will be starting

The photograph must be:

- Taken of the full head
- In colour, not black and white
- Taken against a plain background, free from shadow
- With the student facing forward
- With nothing covering the face
- In sharp focus

FINANCIAL INFORMATION

Prior to joining the course, you must either arrange to pay the University course fees by student loan or by self-financing. In order to enable us to enrol you at the start of the course, please ensure that you paid your fees (if self-financing) or have applied to Student Finance England for your loan in good time. There is additional funding from the NHS Business agency, each student is entitled to £5000 learning support fund each year, click the link for further details <https://www.nhsbsa.nhs.uk/nhs-learning-support-fund-lsf>

YOUR TEACHING TIMETABLE

Your teaching timetable will be available closer to your starting date via MyBNU.

PLACEMENT REQUIREMENTS

Practice placements are an essential part of your nursing programme and will equip you with the skills needed for a successful nursing career, therefore you will be allocated a range of clinical settings such as hospitals, community, day centres, GP practices, private and voluntary placements. Placements are arranged by Placement team. When allocating placements, the team will use your permanent / term time address provided to the University, placement allocations are not negotiable (Further information about placements can be found in the placement handbook).



PRE-COURSE AND PLACEMENT CHECKS

Before you can attend your placements there are pre-enrolment course checks that are mandatory and a requirement of the Nursing and Midwifery Council.

OCCUPATIONAL HEALTH

You will need to complete an Occupational Health Questionnaire (which will include information about all immunisation and vaccinations), medical consent and a Directional Statement & Declaration of Good Character and Health forms prior to starting of the programme.

You will be given a mandatory appointment with an Occupational Health nurse to discuss your health questionnaire form and possible vaccinations you require. Failure to attend the appointment will result in you not being able to attend your placement.

COVID-19 VACCINE AND RISK ASSESSMENT

Health Education England (HEE) have highlighted that it's important you have the Covid-19 vaccination to help to protect yourself and patients. Department of Health and Social Care (DHSC) in England has announced that all NHS and social care staff will need to be vaccinated against Covid-19 if they wish to be deployed in roles that involve face-to-face contact with service users. Due to the nature of the programme, clinical / care placements in the NHS and social care settings forming an essential part of your education, these rules also apply to you as mandatory requirement. If you have been vaccinated against Covid-19, you will be required to provide evidence to confirm this.

Find answers to a number of [frequently asked questions here](#).

You will also take the yearly risk assessment prior to commencing clinical placement.

DISCLOSURE & BARRING SERVICE DISCLOSURE (DBS)

The nursing programme requires students to go out to placement and work with adults and / or children and it is a government requirement that you have had a DBS check. You will need to complete a DBS application online prior to beginning the programme. Instructions for the application process, including which ID documents you need to provide, can be found towards the end of this document. You will need to bring these original ID documents to be checked on-campus when you attend our pre-induction day. It is vital that your DBS is obtained in preparation of you going to clinical practice.

UNIFORM

The University will be providing you with your student nurse uniform and name badge which you will use throughout the course, in our skills labs doing simulations and on clinical placements. Information regarding your uniform will be available during induction week.



IT SERVICES

When you receive your enrolment email it will include all the information you need to access the digital services at BNU, including setting up your IT account and accessing MyBNU to access all university systems and information. To find out more about the IT services available to you, visit our [web pages](#) and see our [quick start guide](#).

ACCOMMODATION

We guarantee accommodation for all new students at BNU who have applied by 31st December 2023 so if you need accommodation check out our [website](#). If you have already applied for accommodation, moving in information will be sent out at the end of August.

BURSARIES

At BNU we offer an impressive package of scholarships and bursaries to make sure that all our students can reach their potential. Please visit our [Bursaries and Scholarships](#) page to find out more about additional financial support that you may be entitled to.

DISABILITY AND INCLUSION SERVICE

The Disability and Inclusion service can help you to get the most from your experience at university in an inclusive learning environment. We provide a range of services to support disabled students including:

- Screening for specific learning difficulties, mental health issues and autism
- Discussing reasonable adjustment recommendations for teaching and exams
- Help accessing external support funding such as the [Disabled Student's Allowances](#) (where eligible)

If you think that you have a disability and might need some support, please contact us to find out what help is available. You can use the links below to book an appointment:

- [Online appointments](#)
- [Appointments at our High Wycombe campus](#)
- [Appointments at our Uxbridge campus](#)
- [Appointments at our Aylesbury campus](#)

Alternatively, please contact the Disability and Inclusion service via inclusion@bnu.ac.uk with any questions.



YOUR STUDENTS' UNION

When you enrol at BNU you will automatically become a member of [Bucks Students' Union](#) and will have the opportunity to enrich your student experience by taking part in a diverse and exciting range of free activities, opportunities and events thanks to our unique [Big Deal](#) offer. Your Union will represent your views and support you every step of the way - explore our website at <https://www.bucksstudentsunion.org/> to find out more about what's on offer!

If you have any general questions before you start please contact welcome@bnu.ac.uk or for course specific questions please get in touch with Geoffrey Amoateng via geoffrey.amoateng@bnu.ac.uk.

We look forward to welcoming you soon!

The BNU Welcome Team

We will consider any request for accessible formats that may be required. Please send your request to welcome@bnu.ac.uk.



PRE-JOINING PROJECT

Your pre-joining project is to enjoy the festive break and get yourself prepared for starting University in January. This may sound easy, but we'd like you to start thinking about some of the practical things you need to consider (like how you will get to and from your placements).

We'd also like you to think about how you are going to balance your time between studying, enjoying university and everything else life sends your way! This is a busy course, with a large amount of time on campus doing practical work. There will also be work that you need to complete in your own time, as well as reading that you need to complete before and after your taught sessions.

Part-time work is possible providing that placement and academic work remains your priority as you need to be able to work the full 24hr cycle of care within clinical practice. It's good to start looking early for flexible employers who will understand that your availability may be reduced when on placement. The Students' Union [website](#) is a good place to start looking for job vacancies.

Also start looking into Uxbridge itself, what it has to offer, what you can do in the town centres and across London and Buckinghamshire. Also have a look at which societies or clubs you might like to join or see if the things already interest you when you get some time to relax are available in the area, that will be very important once your studies get underway. Use these links to go straight to each page on the SU website:

- [Societies](#)
- [Sports/Clubs](#)

REMINDER OF DOCUMENTS TO BE COMPLETED PRIOR TO COMMENCING THE COURSE

- Enrolment form
- Photo
- DBS
- Directional Statement and Declaration of Good Character and Health
- Occupational Health Questionnaire
- Medical Consent
- Covid-19 Risk Assessment



Pre-Course Reading List

Generic

- Bac, S. and Grant, A. (2015) *Communication and Interpersonal Skills in Nursing*. 3rd Ed. London: Learning Matters
- Griffith, R. and Tegenah, C. (2017) *Law and Professional Issues in Nursing*. 4th Ed. London: Learning Matters.
- Howatson-Jones, L (2016) *Reflective Practice in Nursing*. 3rd Ed. London: Learning Matters.
- Larkin, M. (2011) *Social Aspects of Health, Illness and Healthcare*. 1st Ed Glasgow: Open University Press
- Richards, A. & Edwards, S. (2012) *A nurses' survival guide to the ward*. 3rd Ed. Edinburgh: Elsevier

Mental Health Field

- Clifton, A., Hemingway, S., Felton, A. and Stacey, G. (2018) *Fundamentals of Mental Health Nursing. An essential guide for nursing and healthcare students*. Oxford: Wiley Blackwell
- Norman, I. and Ryrie, I. (2013). *The Art and Science of Mental Health Nursing: Principles and Practice*. Maidenhead: Open University Press
- Wright, K.M. and McKeown, M. (2018) *Essentials of Mental Health Nursing*. Edited. London: Sage



Student Pre-placement Covid-19 Risk Assessment Tool and Covid-19 Vaccination Record

Dear Student,

The purpose of this form is to assist students and the placement team in identifying personal level of risk in relation to Covid-19.

The tool asks several questions about you that are designed to identify whether you are at a higher risk from Covid-19. It asks some questions about your health, weight, age and ethnicity which may increase the risk of serious illness following infection with Covid-19.

You may also want to consult your GP / health care provider about the health conditions listed below for guidance.

DATA PROTECTION

All information provided within this document will remain confidential and secure in line with GDPR. This information may be visible to the Placement Team, Nursing Academic Staff, Registry and other relevant University and Practice Partner representatives.

DISCLAIMER

This form is used to screen students in terms of risks to health if Covid-19 contracted and to identify reasonable adjustments to placement allocation. Due to the nature of the learning environments and the requirement of programmes in terms of skills and competencies to meet professional and regulatory body requirements, there may not be sufficient learning activity to manage risk safely for an individual.

Kind regards,

Practice Learning Unit Team



Student Name:	Student ID Number:
Course / Cohort / Year:	
Date Completed:	

***Please tick the relevant boxes in Table 1, add up the total, then note the risk category in Table 2.**
Please refer to guidance below on health conditions.

Table 1: Score table for Covid-19 Risk Assessment

Risk	Criteria	Score
Age	< 49	1
	50-59	2
	60-69	3
	70+	4
Gender & Ethnicity	Female White	1
	Female Asian	2
	Female Mixed Asian & White	2
	Other Female Ethnic or Mixed Ethnic background	2
	Male White	3
	Male Asian	3
	Male Mixed Asian & White	3
	Male Black	3
	Male Mixed Black & Asian	3
	Male Mixed Black & White	2
	Other Male Ethnic or Mixed Ethnic background	2
	Female Black	3
	Female Mixed Black & Asian	3
	Female Mixed Black & White	2
Status of any health condition Refer to guidance below	No underlying health conditions	0
	Clinically vulnerable people – see below for guidance	5
	Pregnant women up to 26 weeks gestation	5
	Clinically extremely vulnerable - see below for guidance	10
	Pregnant women over 26 weeks gestation	10
	Total Score (see Table 2 below)	



Table 2: Category of Risk

Total score 1 - 6	Total score 7 - 9	Total score 10+
Category A	Category B	Category C
Continue working in usual environment following all safety precautions (social distancing, PPE) where possible.	<p>Additional precautions maybe required.</p> <p>Student to have an interview with a PLU member or Programme Leader.</p> <p>Refer to the Occupational Health Department for advice if required.</p> <p>Follow safety precautions (social distancing, PPE) where possible.</p>	<p>Student should not go to clinical practice.</p> <p>Student to have an interview with a PLU member or Programme Leader.</p> <p>Refer to the Occupational Health Department for confirmation if student requires.</p>

Individual Risk Category **A** ☐ **B** ☐ **C** ☐

Buckinghamshire New University staff member to complete

Where a student has an amber / red risk assessment colour in Categories B and C, a member of the Placement Team or programme leader will explore any concerns or issues with the student. Discussion will include suggested actions within the category scored on the risk assessment and required adaptations / adjustments. The review may result in referral to Occupational Health and / or discussion with placement provider to confirm suitable placement availability.

--

Assessment Risk Category Score adjusted for adaptations documented above

Individual Risk Category **A** ☐ **B** ☐ **C** ☐

Placement Officer's Name		Student's Signature	
Placement Officer's Signature		Date Received:	



DEMOGRAPHIC FACTORS ASSOCIATED WITH AN ELEVATED COVID-19 RISK

According to NHS advice there are certain factors that can affect people's vulnerability or risk.

Age:

Age is a clear risk factor. The government measures are in place for the over-70s in terms of self-isolation. Compared to people in their 40s, people in their 60s could be up to 8 times more at risk, and people in their 70s could be 25 times or more at risk.

Gender:

The risk for men of becoming seriously ill from Covid-19 appears likely to be between 1.5 and 2.5 times greater than for women. This seems to increase with age from 40 up to 85.

Ethnicity:

BAME people are at greater risk from Covid-19. A recent UK study by the Intensive Care National Audit and Research Centre found a disproportionate number of serious illness cases related to Covid-19 in non-white populations.

PHYSICAL HEALTH RISKS ASSOCIATED WITH COVID-19

Physical health risks - Based on Government and NHS Guidance.

People at moderate risk (clinically vulnerable):

If you have any of the following health conditions you may be clinically vulnerable, meaning you could be at high risk of severe illness from Covid-19. You are advised to stay at home as much as possible and, if you do go out, take particular care to minimise contact with others outside your household or support bubble.

Clinically vulnerable people are those who are:

1. Aged 70 or older (regardless of medical conditions)
2. Under 70 with an underlying health condition listed below (that is, anyone instructed to obtain a flu jab each year on medical grounds):
 - a. Chronic (long-term) mild to moderate respiratory diseases, such as asthma, chronic obstructive pulmonary disease (COPD), emphysema or bronchitis.
 - b. Chronic heart disease, such as heart failure.
 - c. Chronic kidney disease.
 - d. Chronic liver disease, such as hepatitis.
 - e. Chronic neurological conditions, such as Parkinson's disease, motor neurone disease, multiple sclerosis (MS), or cerebral palsy.
 - f. Diabetes.
 - g. A weakened immune system as a result of certain conditions or medicines they are taking (such as steroid tablets).
3. Being seriously overweight (a body mass index (BMI) of 40 or above).
4. Pregnant women up to 26 weeks gestation.

The NHS have advised if you're at moderate risk from Covid-19 you can go out to work (if you cannot work from home) and for things like getting food or exercising, but you should try to stay at home as much as possible.



People at high risk (clinically extremely vulnerable / shielding):

Covid-19 can make anyone seriously ill, but for some people the risk is higher. People most at risk of getting seriously ill are known as clinically extremely vulnerable.

People who are defined as clinically extremely vulnerable are thought to be at very high risk of serious illness from Covid-19. There are three ways you may be identified as clinically extremely vulnerable and therefore included on the Shielded Patient list.

Clinically extremely vulnerable list – you are considered at high risk from Covid-19 if:

1. Your doctor or specialist advises you're at high risk due to a condition or treatment.
2. You're having targeted cancer treatments that can affect the immune system (such as protein kinase inhibitors or PARP inhibitors).
3. You have blood or bone marrow cancer (such as leukaemia, lymphoma or myeloma).
4. You have had a bone marrow or stem cell transplant in the past 6 months or are taking immunosuppressant medication.
5. You've been told by a doctor you have a severe lung condition (such as cystic fibrosis, severe asthma or severe COPD).
6. You have a condition that means you have a very high risk of getting infections (such as SCID or sickle cell).
7. You're taking medicine that makes you much more likely to get infections (such as high doses of steroids or immunosuppressant medicine).
8. You have a serious heart condition **and** are pregnant.
9. You have a problem with your spleen or your spleen has been removed (splenectomy).
10. You're an adult with Down's Syndrome.
11. You're an adult who is having dialysis or has severe (stage 5) long-term kidney disease.

Advice if you're at high risk:

People at high risk from Covid-19 are advised to follow the same guidance as everyone else. You are no longer advised to stay at home (shield), but there are still things you can do to help keep yourself safe.



Covid-19 Vaccination Student Pre-placement Checklist

The purpose of this form is to confirm student Covid-19 vaccination status and to support students who have not yet been vaccinated.

More information about Covid-19 vaccination can be found at <https://www.gov.uk/guidance/covid-19-coronavirus-restrictions-what-you-can-and-cannot-do#get-vaccinated>

Covid-19 Vaccination Record

*Please provide answers to relevant boxes in the table below.

Covid-19 Vaccine	Have received both doses of Covid-19 vaccine?	Y / N
1 st Vaccination	Name of Vaccine: Date:	
2 nd Vaccination	Name of Vaccine: Date:	
3 rd Vaccination (Booster dose)	Name of Vaccine Date:	
*If not have not yet received your booster dose	Date of appointment:	

Please include a screen shot or photo of your Covid-19 Vaccination card or from the NHS app on this page.

Student Signature:	
Placement Officer:	Date received:



Vaccinated abroad

Individuals who are vaccinated abroad will be required to provide evidence of their vaccination status and where necessary, have a top-up dose with a UK authorised vaccine consistent with the UK Health Security Agency (UKHSA) guidance on vaccines. To avoid doubt, mixed doses (that is, where different vaccines have been administered to complete the dose schedule) will be accepted for the purposes of the vaccination requirements.

Clinical exemptions

Some individuals may have grounds not to have the vaccine for clinical reasons. Anyone who is unable to get vaccinated for clinical reasons will have to use the NHS Covid Pass to show their exemption status. The domestic NHS Covid Pass will look and work in the same way for people with clinical exemptions as it will for people who are fully vaccinated. The pass will not show that a worker has a clinical exemption. Workers will receive a confirmation letter which they should keep for their records and use to prove that they are unable to get vaccinated. The letter will explain that the individual is medically unable to get vaccinated, the pass does not.

Pregnancy and Fertility

The Joint Committee on Vaccination and Immunisation (JCVI) has advised that pregnant women should be offered Covid-19 vaccines and that pregnant women should discuss the risks and benefits of vaccination with their healthcare professional, including the latest evidence on safety and which vaccines they should receive. Women trying to become pregnant do not need to avoid pregnancy after vaccination and there is no evidence to suggest that Covid-19 vaccines will affect fertility.

While the Royal College of Obstetricians and Gynaecologists (RCOG), the Royal College of Midwives (RCM) and the UK Tetralogy Service recommend the Covid-19 vaccination for pregnant and breastfeeding women, pregnant women are eligible to request short-term medical exemptions from vaccination. For pregnant women, the exemption expires 16 weeks after giving birth. This will allow them to become fully vaccinated after birth. An MATBI certificate can be used to provide evidence of exemption status.

How can Students evidence that they are fully vaccinated?

Recognised evidence of Covid-19 vaccination:

- The NHS Covid pass, or equivalent from NHS Scotland, NHS Wales or the Department of Health in Northern Ireland; or
- The EU Digital Covid Certificate;
- The Centres for Disease Control and Prevention vaccination card;
- A certificate in English, French or Spanish issued by the competent health authority which contains:
 - The individual's full name
 - The individual's date of birth
 - The name and manufacturer of the vaccine that the individual received
 - The date that the individual received each dose of the vaccine
 - Details of either the identity of the issuer of the certificate or the country of vaccination, or both.

NHS appointment cards cannot be used as proof of vaccination status.



How to get your vaccination

If you're aged 18 or over, you can:

- Book your Covid-19 vaccination appointments online via the NHS website vaccination centre or pharmacy.
- There are walk-in centres and pop-up Bus where you get the vaccine without needing an appointment.
- You can contact your GP surgery and book your appointment.

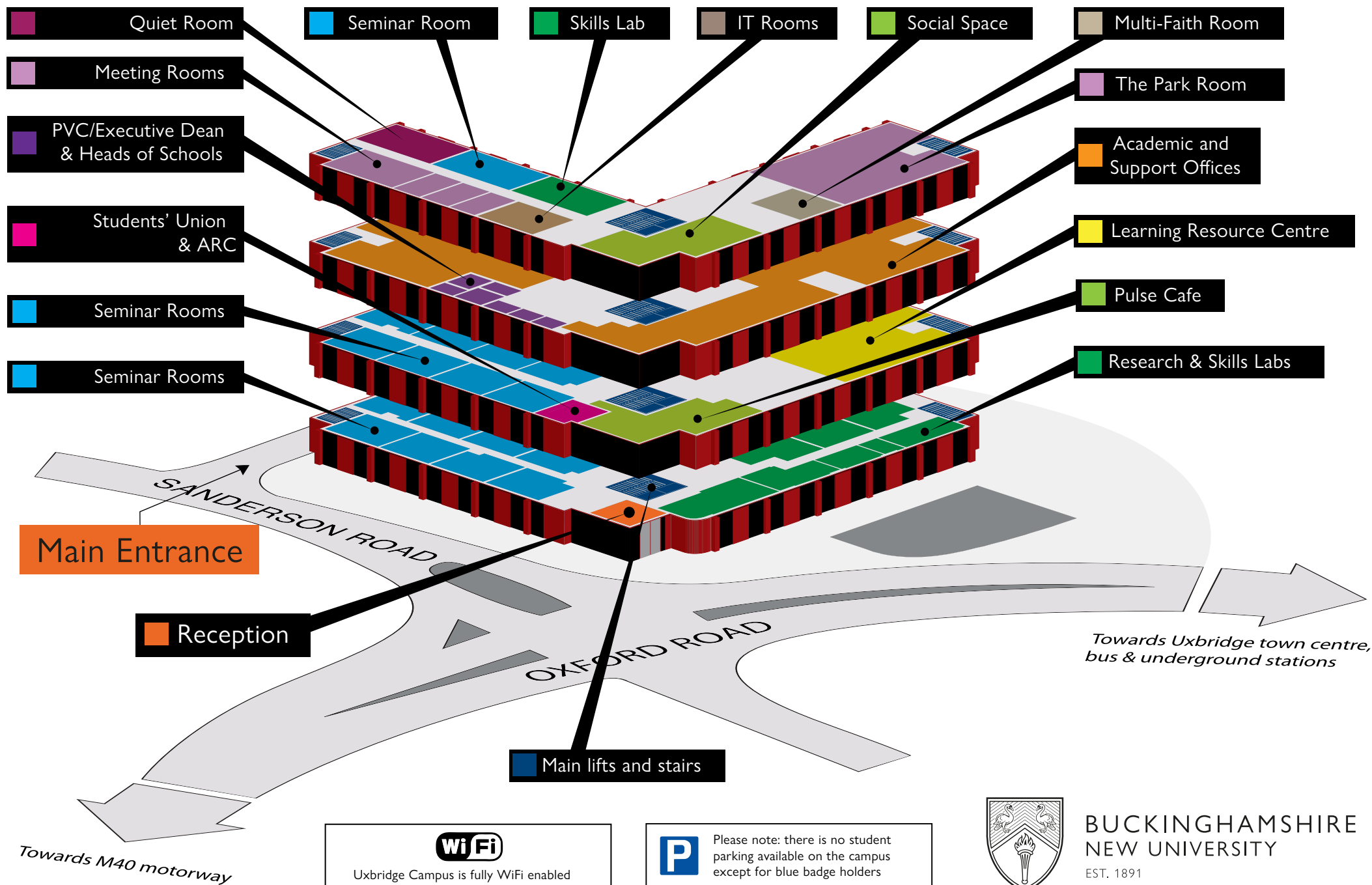
Booking your 2nd dose

- People aged 18 or over should have their 2nd dose from 8-12 weeks after their 1st dose.
- If you book online, you'll be asked to book appointments for both doses. You can manage your Covid-19 vaccination appointments to view your appointments and rebook if you need to.
- If you had your 1st dose at a walk-in vaccination site, you can book your 2nd Covid-19 vaccination appointment online or just turn up 8-12 weeks later. You'll need to wait 24 hours after your 1st dose before you can book.
- If you have your 1st dose through your GP surgery, you'll be contacted when it's time to book your 2nd dose.

Visit this link to know more:

<https://www.nhs.uk/conditions/coronavirus-covid-19/coronavirus-vaccination/coronavirus-vaccine/>

UXBRIDGE CAMPUS



BUCKINGHAMSHIRE
NEW UNIVERSITY

EST. 1891

UXBRIDGE CAMPUS



BUCKINGHAMSHIRE
NEW UNIVERSITY
EST. 1891



106 Oxford Road
Uxbridge
Middlesex UB8 1NA

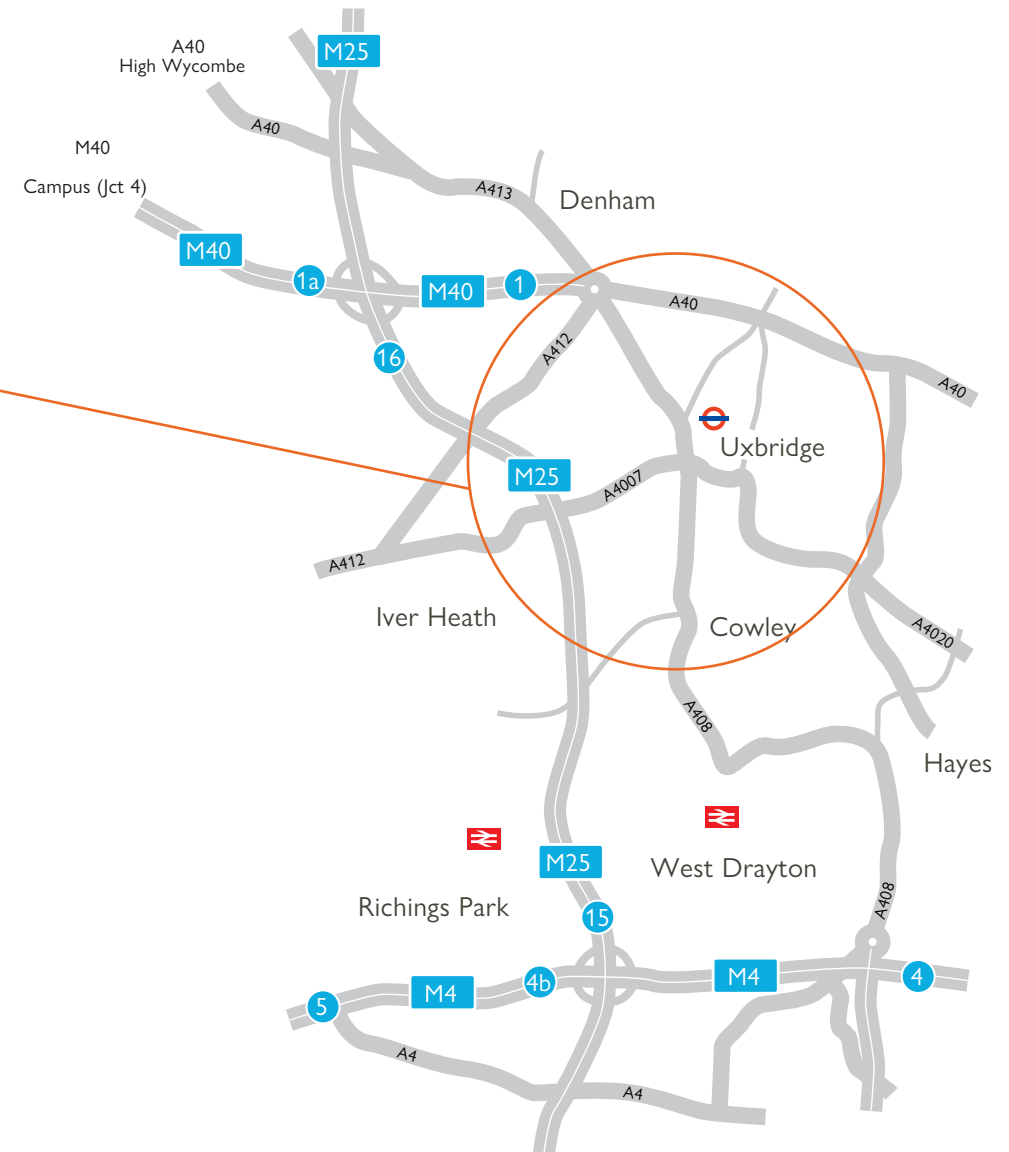
By tube

Metropolitan or Piccadilly Line to Uxbridge. The campus is approximately five minutes' walk, and quarter of a mile from the station.

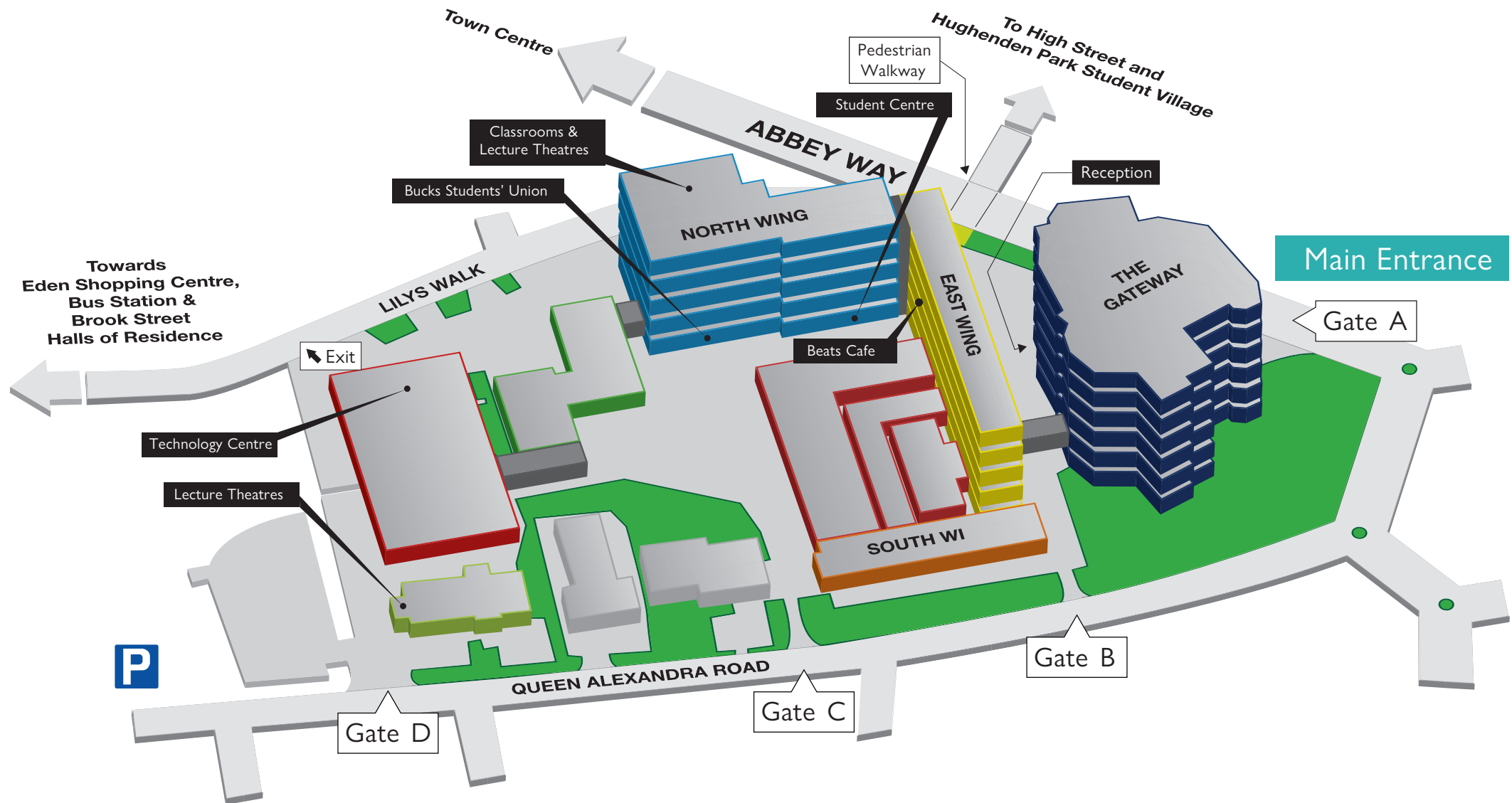
By bus

The campus is approximately five minutes' walk from the tube and bus station.

More information can be obtained from Traveline on 0871 200 2233



HIGH WYCOMBE CAMPUS





SUPERMARKETS

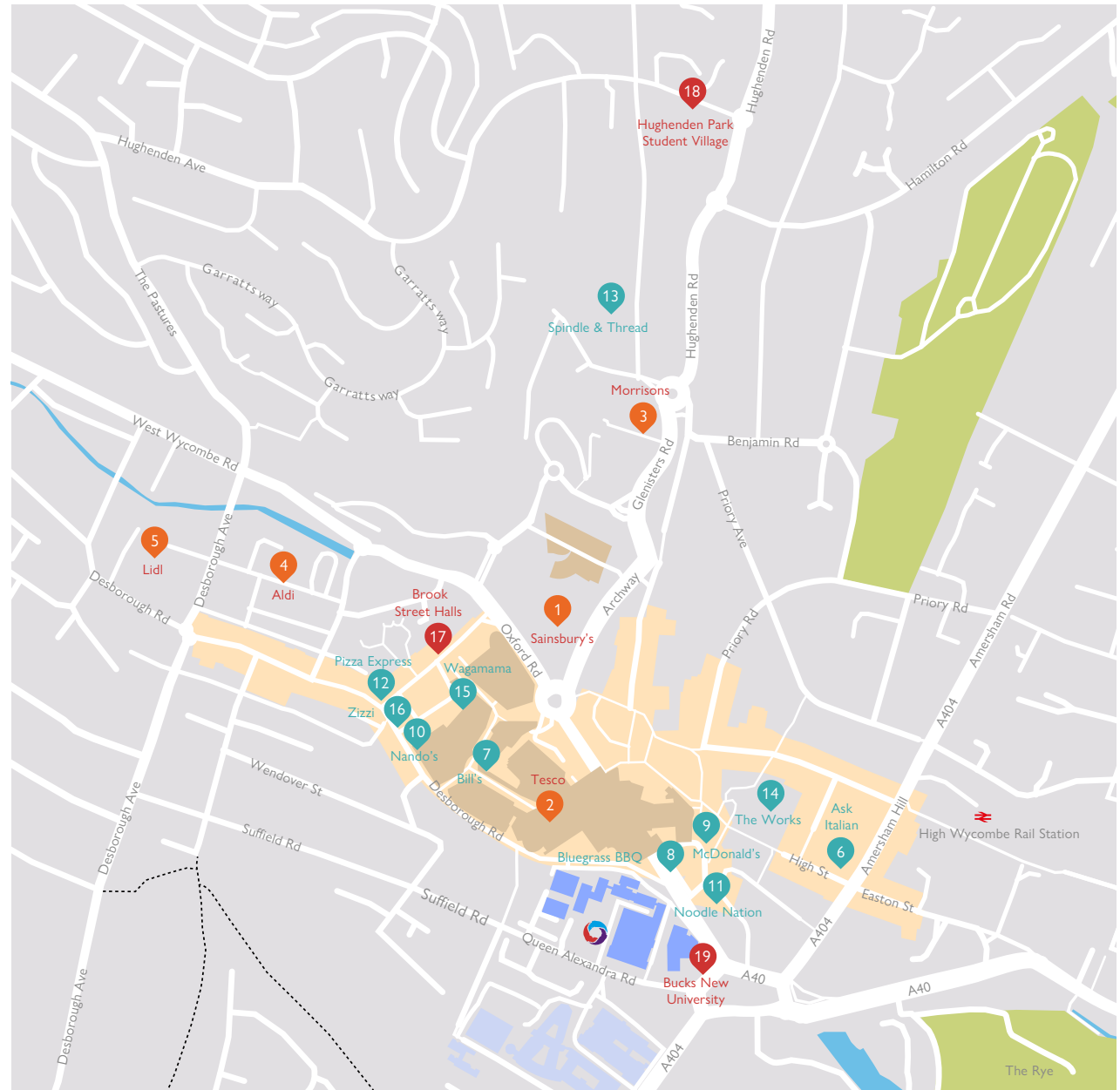
- 1 Sainsbury's Superstore
- 2 Tesco Superstore
- 3 Morrisons
- 4 Aldi
- 5 Lidl

RESTAURANTS

- 6 Ask Italian
- 7 Bill's
- 8 Bluegrass BBQ
- 9 McDonald's
- 10 Nando's
- 11 Noodle Nation
- 12 Pizza Express
- 13 Spindle & Thread
- 14 The Works
- 15 Wagamama
- 16 Zizzi

UNIVERSITY LOCATIONS

- 17 Brook Street Halls
- 18 Hughenden Park Student Village
- 19 Bucks New University Main Campus



HIGH WYCOMBE CAMPUS



BUCKINGHAMSHIRE
NEW UNIVERSITY
EST. 1891



Queen Alexandra Road
High Wycombe
Buckinghamshire HP11 2JZ

By rail
Chiltern Railways from Marylebone
to High Wycombe. The campus is
approximately a quarter of a mile
from the station.

By bus
The campus is a few minutes'
walk from the bus station.

More information can be obtained
from Traveline on 0871 200 2233



AYLESBURY CAMPUS



BUCKINGHAMSHIRE
NEW UNIVERSITY
ST. 1891

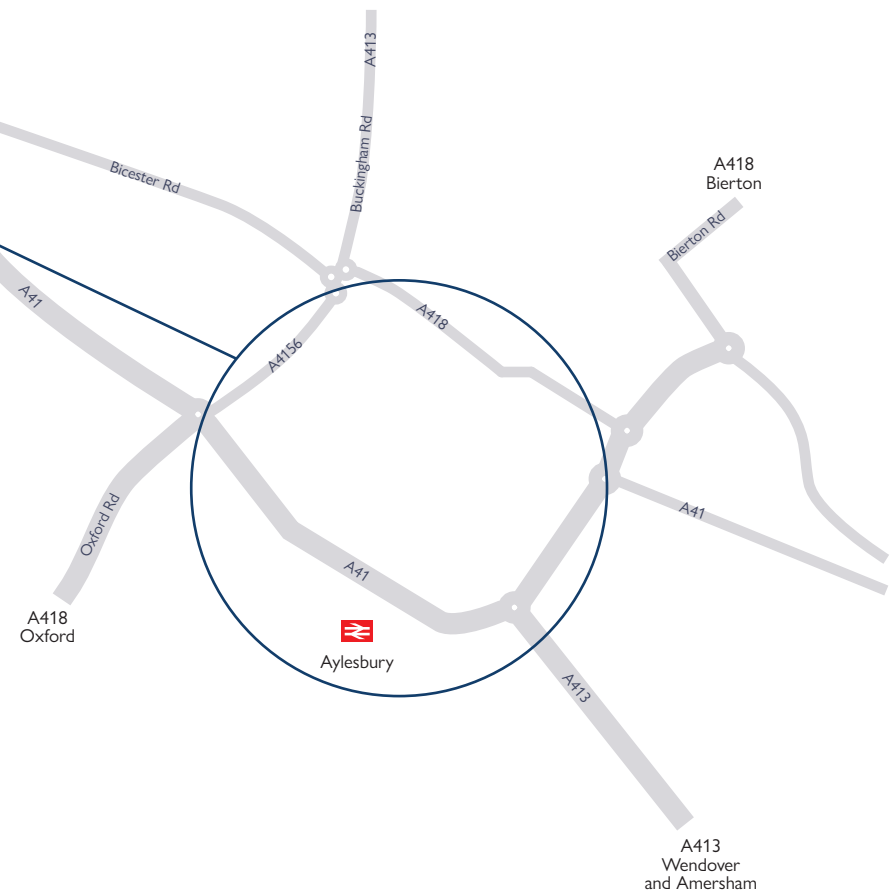


Aylesbury Campus
Walton Street
Aylesbury
Buckinghamshire HP21 7QG

By rail
Aylesbury Station is approximately 8 minute
walk via Great Western St and Walton St

By bus
The campus is a few minutes walk from
the bus station by walking via Market Square

More information can be obtained
from Traveline on 0871 200 2233



**High Wycombe Campus**

Queen Alexandra Road
High Wycombe
Buckinghamshire HP11 2JZ

Aylesbury Campus

Walton Street
Aylesbury
Buckinghamshire HP21 7QG

Uxbridge Campus

106 Oxford Road
Uxbridge
Middlesex UB8 1NA

**BNU based at
Pinewood Studios**

Pinewood Studios
Pinewood Road
Iver Heath
Buckinghamshire
SL0 0NH

Missenden Abbey

London Road
Great Missenden
Buckinghamshire
HP16 0BD

Telephone: 0330 123 2023
Fax: 01494 524 392
International: +44 1494 605 259
Email: advice@bnu.ac.uk



[BuckinghamshireNewUniversity](https://www.facebook.com/BuckinghamshireNewUniversity)



[@BNUni](https://twitter.com/BNUni)



[@_BNUNi](https://www.instagram.com/_BNUNi)



[_BNUNi](https://www.youtube.com/_BNUNi)