



BUCKINGHAMSHIRE
NEW UNIVERSITY

EST. 1891



YOUR JOINING INSTRUCTIONS



BUCKINGHAMSHIRE
NEW UNIVERSITY
EST. 1891



Welcome to Buckinghamshire New University!

We are looking forward to you joining our **BSc (Hons) Health and Social Science** course.

At BNU we pride ourselves on the support we offer our students to succeed in their academic learning and creating graduates ready for employment. This information pack has been created by the BNU Welcome Team and your course leader, Dr George Clerk, to provide you with information that you will need for a successful start at BNU. Please read it carefully before you join us.

STARTING AT BNU

If you are an International student on a Student Route visa, you need to enrol onto your University course **in-person**, by visiting our [High Wycombe campus](#) on **27th, 28th or 29th December**. Please arrive at 10.00 or 13:00 so that we can check your documents.

Once you have enrolled, you will join our Induction programme in-person at our High Wycombe campus on the 3rd, 4th and 5th January 2024. This means that the next date and time you must attend University is Wednesday 3rd January at 9.00am.

ENROLMENT

International Students

You need to pre-enrol online and show proof of ID in-person to complete your enrolment process. Please see our [website](#) for full details.

You will need to bring the following documents with you:

- Evidence of your Secure English Language Test (e.g. IELTS)
- Passport
- UKVI Visa decision letter
- Biometric Residence Permit (BRP) if already collected
- Qualification documents
- Signed offer letter

Photograph

You will need to email us a head and shoulders photograph of yourself before you start at BNU. This photo should be in a JPEG format and sent to students@bnu.ac.uk with the subject line "Student ID." Please include the following information in your email:

- Your student ID (if you know it)
- Your full name (include all forenames and surname)
- Your date of birth
- The name of the course you will be starting



ABOUT YOUR COURSE

The BSc (Hons) Health & Social Science degree is ideal for students who have a broad interest in health and the social sciences but who do not wish to specialise in a single area. The degree is underpinned by a core programme in health, wellbeing, a community sport focus, sociology and social policy.

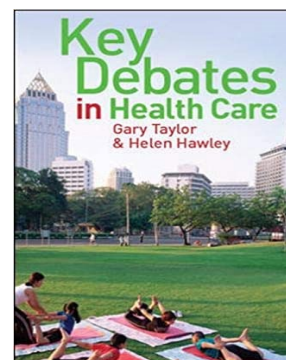




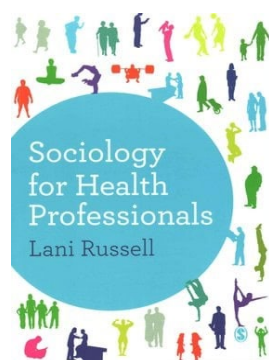
An important feature of this program is the opportunity it provides for developing employability skills through a work-related module in the second year. The programme offers a coherent journey through health and social sciences with the opportunity for students to follow their areas of particular interest, while developing employable skills, for example in research (data collection, analysis); communication skills (writing and presentation); group work and team building.

You will be encouraged to volunteer and this will aid in reflections on the world of work.

You can find out what previous students say about studying a social science course at BNU [here](#).

Your recommended reading to prepare and support you for your studies is as follows:

- Russell, L. (2014) *Sociology for health professionals*. London: SAGE Publications.
- Taylor, G. and Hawley, H. (2010) *Key Debates in Healthcare*. McGraw Hill: Open University Press.
- Bradby, H. (2009) *Medical sociology: an introduction*. London: Sage.
- Giddens, A and Sutton, P. W. (2009) *Sociology*. Cambridge: Polity.
- MacCracken, K and Philips, D. R. (2012) *Global Health: An Introduction to Current and Future Trends*. London: Routledge.
- Howieson, B. and Hodges, J. (2014) *Public and Third Sector Leadership: Experience Speaks*. Emerald, UK.





YOUR TEACHING TIMETABLE

Your teaching timetable for your first semester will be available closer to your starting date via MyBNU.

IT SERVICES

When you receive your enrolment email it will include all the information you need to access the digital services at BNU, including setting up your IT account and accessing MyBNU to access all university systems. To find out more about the IT services available to you, visit our [web pages](#) and see our [quick start guide](#).

DISABILITY AND INCLUSION SERVICE

The Disability and Inclusion service can help you to get the most from your experience at university in an inclusive learning environment. We provide a range of services to support disabled students including:

- Screening for specific learning difficulties, mental health issues and autism
- Discussing reasonable adjustment recommendations for teaching and exams
- Help accessing external support funding such as the [Disabled Student's Allowances](#) (where eligible)

If you think that you have a disability and might need some support, please contact us to find out what help is available. You can use the links below to book an appointment:

- [Online appointments](#)
- [Appointments at our High Wycombe campus](#)
- [Appointments at our Uxbridge campus](#)
- [Appointments at our Aylesbury campus](#)

Alternatively, please contact the Disability and Inclusion service via inclusion@bnu.ac.uk with any questions.

YOUR STUDENTS' UNION

When you enrol at BNU you will automatically become a member of [Bucks Students' Union](#) and will have the opportunity to enrich your student experience by taking part in a diverse and exciting range of free activities, opportunities and events thanks to our unique [Big Deal](#) offer. Your Union will represent your views and support you every step of the way - explore our website at <https://www.bucksstudentsunion.org/> to find out more about what's on offer?

If you have any general questions before you start please contact welcome@bnu.ac.uk or for course specific questions please get in touch with Dr George Clerk via george.clerk@bnu.ac.uk.

We look forward to welcoming you soon!

The BNU Welcome Team

We will consider any request for accessible formats that may be required. Please send your request to welcome@bnu.ac.uk.

HIGH WYCOMBE CAMPUS



BUCKINGHAMSHIRE
NEW UNIVERSITY
EST. 1891



Queen Alexandra Road
High Wycombe
Buckinghamshire HP11 2JZ

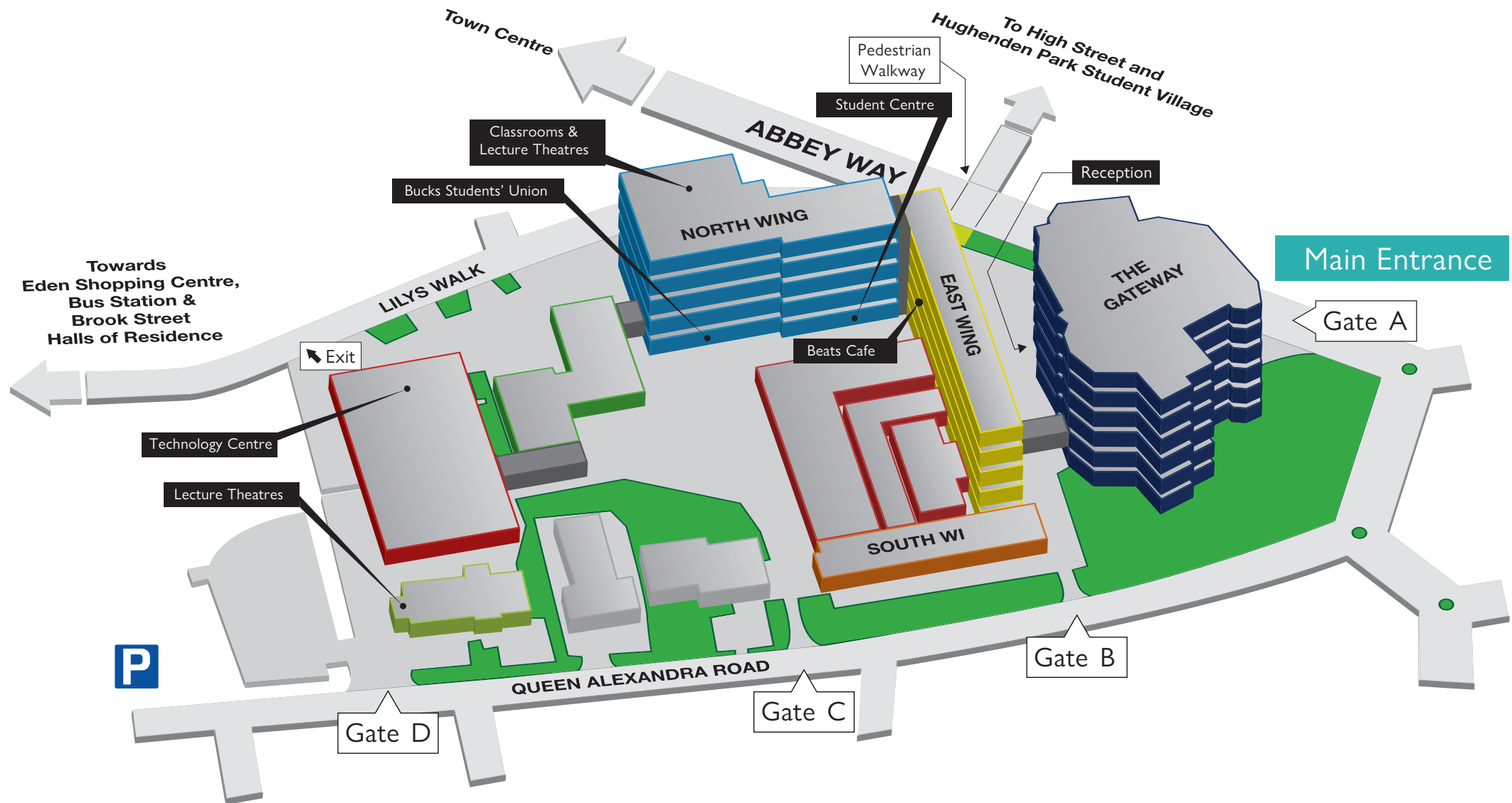
By rail
Chiltern Railways from Marylebone
to High Wycombe. The campus is
approximately a quarter of a mile
from the station.

By bus
The campus is a few minutes'
walk from the bus station.

More information can be obtained
from Traveline on 0871 200 2233



HIGH WYCOMBE CAMPUS





SUPERMARKETS

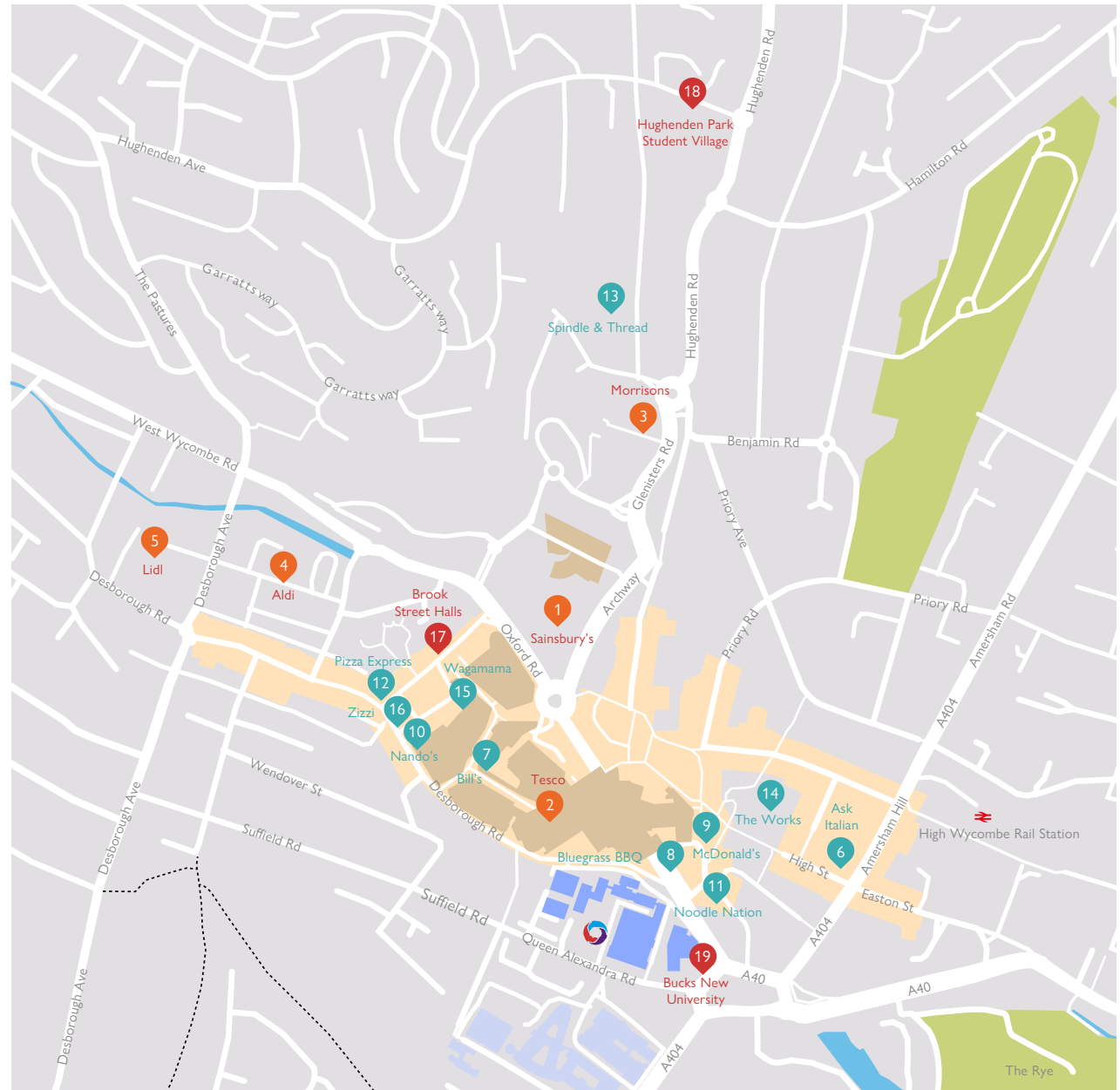
- 1 Sainsbury's Superstore
- 2 Tesco Superstore
- 3 Morrisons
- 4 Aldi
- 5 Lidl

RESTAURANTS

- 6 Ask Italian
- 7 Bill's
- 8 Bluegrass BBQ
- 9 McDonald's
- 10 Nando's
- 11 Noodle Nation
- 12 Pizza Express
- 13 Spindle & Thread
- 14 The Works
- 15 Wagamama
- 16 Zizzi

UNIVERSITY LOCATIONS

- 17 Brook Street Halls
- 18 Hughenden Park Student Village
- 19 Bucks New University Main Campus



**High Wycombe Campus**

Queen Alexandra Road
High Wycombe
Buckinghamshire HP11 2JZ

Aylesbury Campus

Walton Street
Aylesbury
Buckinghamshire HP21 7QG

Uxbridge Campus

106 Oxford Road
Uxbridge
Middlesex UB8 1NA

**BNU based at
Pinewood Studios**

Pinewood Studios
Pinewood Road
Iver Heath
Buckinghamshire
SL0 0NH

Missenden Abbey

London Road
Great Missenden
Buckinghamshire
HP16 0BD

Telephone: 0330 123 2023
Fax: 01494 524 392
International: +44 1494 605 259
Email: advice@bnu.ac.uk



[BuckinghamshireNewUniversity](https://www.facebook.com/BuckinghamshireNewUniversity)



[@BNUni](https://twitter.com/BNUni)



[@_BNUNi](https://www.instagram.com/_BNUNi)



[_BNUNi](https://www.youtube.com/_BNUNi)